

Kh 93  
x

9/8/98

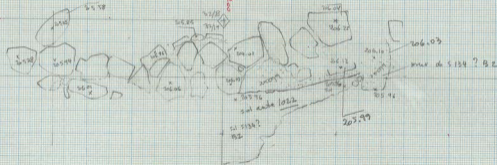
loc 1022

1/20° H. 102.

→ N



+ 400.16



Kh 98  
x

17/7/88

N ←

1/20

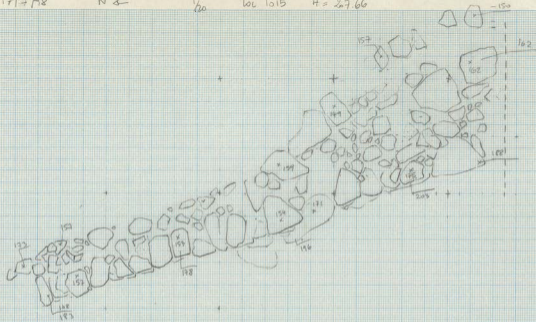
lot 1015

H = 27.66

0.90, 17.0

-150

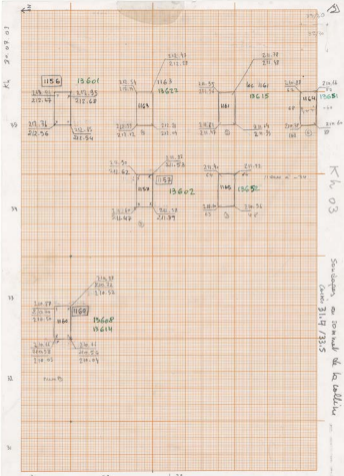
162



400.150

32/27  
31/27  
29/28

+ 400.150



Sondages au sonnage de la colline  
Cours 31.7/1935